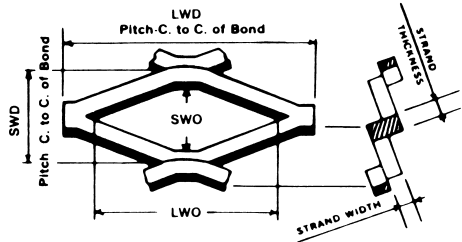
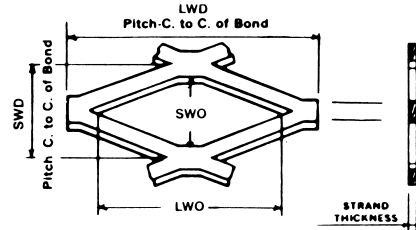


# Expanded Metal


**REGULAR EXPANDED METAL** is a finished product as it comes from the press after having been die cut and expanded. The illustration shows that the strands and bonds form a sharp angle to the original plane of the solid sheet.




**FLATTENED EXPANDED METAL** is a regular expanded metal which has been cold rolled, leaving a flat, smooth surface. The length of the sheet is elongated usually by 5% while the width stays the same.




Patterns shown actual size




1/4" #20 REGULAR




1/4" #20 FLATTENED




1/2" #16 REGULAR




1/2" #16 FLATTENED




3/4" #9 REGULAR



3/4" #9 FLATTENED



1 1/2" #9 REGULAR



1 1/2" #9 FLATTENED